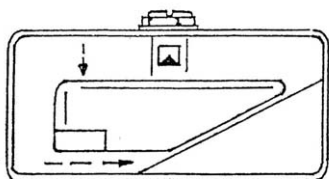




## INSTALLATION INSTRUCTIONS P/N 65432 – OVAL TRACK FLOAT

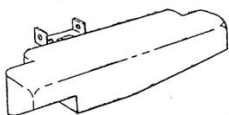
FOR CENTER HUNG CATHEDRAL STYLE FUEL  
BOWLS

THIS DIAGRAM SHOWS FUEL SLOSHING TO THE  
SIDE OF THE FLOAT BOWL. THIS HAPPENS WHEN  
THE CAR IS GOING AROUND A BEND IN THE  
TRACK.

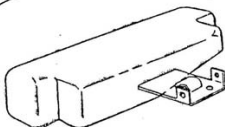


FRONT BOWL  
SHOWN HERE

FRONT



REAR



**CAUTION:** USE THESE FLOATS IN THE CORRECT  
POSITION, AS SHOWN ABOVE.

### PARTS LIST

- |   |                               |
|---|-------------------------------|
| 1 | HOLLEY FLOAT, MACHINED, FRONT |
| 1 | HOLLEY FLOAT, MACHINED, REAR  |

---

For Technical Assistance, Call Moroso's Tech Line at  
(203) 458-0542, 458-0546 8:30am – 5:00pm Eastern Time

MOROSO PERFORMANCE PRODUCTS, INC

80 CARTER DR • GUILFORD, CT 06437

Phone: (203) 453-6571 • Fax: (203) 453-6906

VisitUsAtwww.moroso.com