



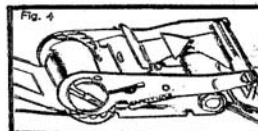
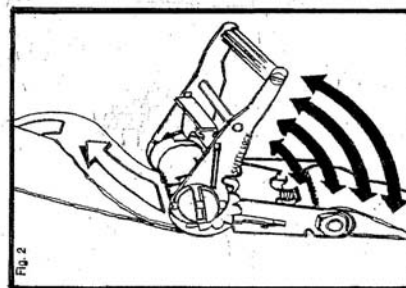

**RACE CAR TIE DOWNS
P/N 80740 & 80750
INSTRUCTIONS**

1. Fully engage hooks to a secure tie down point. Webbing must pull in line with the hooks in order to develop rated load capacity.
2. Pull slack through the buckle. Fig. 1
3. Tighten the strap by pumping the handle until secure. Fig. 2. A minimum of two turns of webbing should be around reel after tensioning. *Handle should be rotated back against buckle frame to engage latch lock. Fig. 3
4. To release pull back on handle latch and rotate the handle approximately 120°. Fig. 4

Model	Load Capacity	
	5,000 lb.	10,000 lb.
Tension	5,000 lb.	10,000 lb.
Loop	10,000 lb.	20,000 lb.
Pretension	600 lb.	800 lb.

***This buckle features a patented safety lock which prevents sprocket latch release under severe vibration.**

NOTE: The webbing must not be retracted its entire length. This will cause the material to jam the ratchet. The best procedure is to trim the webbing to length for the application, heat the cut end to form solid edge, and reinsert into ratchet.



**For Technical Assistance, Call Moroso's Tech Line at
(203) 458-0542, 458-0546 8:30am – 5:00pm Eastern Time**

MOROSO PERFORMANCE PRODUCTS, INC
80 CARTER DR • GUILFORD, CT 06437-2116
Phone: (203) 453-6571 • Fax: (203) 453-6906

Rev. B
101111

Visit Us At www.moroso.com

80740INST