



## INSTALLATION INSTRUCTIONS

### PARTS LIST: #65045

- (1) Mounting Plate
- (1) Cable Clip
- (2) 10-32 x1/2" Hex Head Cap Screw
- (2) 10-32 Locknut
- (1) 1/4" Bore with 10-32 Thread Rod End
- (1) 1/4" -20 1 3/8" Hex Head Cap Screw
- (1) 1/4" -20 Locknut

### PARTS LIST: #65050

- (1) Mounting Plate
- (1) Cable Clip
- (2) 10-32 1/2" Hex Head Cap Screw
- (2) 10-32 Locknut
- (1) Cable Pivot
- (1) Clip
- (1) 1/4" -20 Locknut

These kits are designed to work with Throttle Return Spring Kits P/N 64925, 64926 and 64927.

Diagram #1. - Installation of Part No. 65045 Series 30 Morse Cable to Holley Carb

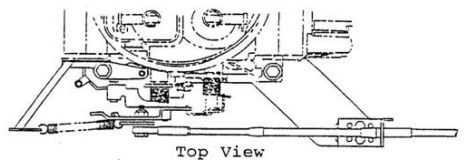
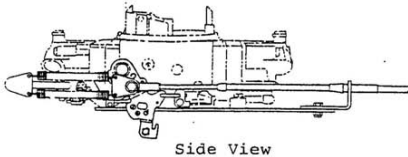
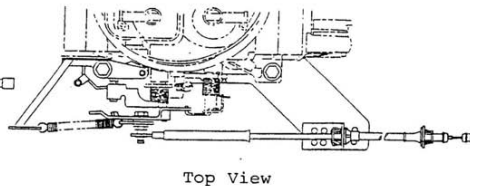
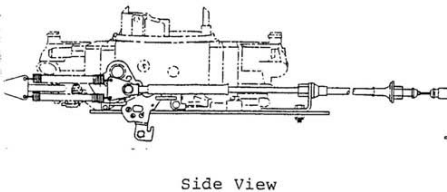


Diagram #2 - Installation of Part No. 65050 GM Throttle Cable to Holley Carb



**For Technical Assistance, Call Moroso's Tech Line at  
(203) 458-0542, 458-0546 8:30am - 5:00pm Eastern Time**

MOROSO PERFORMANCE PRODUCTS, INC  
80 CARTER DR • GUILFORD, CT 06437  
Phone: (203) 453-6571 • Fax: (203) 453-6906